

# Getting 'There' from 'Here'

## Strategy Map –stuff you've gotta know!



Dr. Terrill Nelson, terrill.nelson@sim.org

### 1. Introduction

**Objective:** A strategy map is a straight forward game plan for possible missionary service. The simple graphic “map” shows the relationship of the various elements including the timing of different decisions and tries to provide a realistic E. T. A. (Estimated Time of Arrival) for beginning your ministry overseas.

### 2. Understanding those 4 Necessary Steps

The four basic steps are simply four boxes representing an amount of time and the activities involved. Start out by writing your name and today's date over the figure.

**Step #1:** “The what I'm doing right now step;” i.e. the immediate/short term goal(s) e.g. finishing college/grad school, getting a job/working, paying off student loans, etc. **Important:** point an arrow at the estimated time of finishing this step. • Write down what you believe is a realistic date.

**Step #2:** “The mission team (agency) step.” This step represents the application, acceptance and orientation procedures. Do your homework. Read their literature, watch their videos, check out their web site. Talk to their missionaries. Check out their team. • Find out the dates of their missionary orientation programs that you could attend.

**Step #3:** “The R.D.M. step.” Relationship Development Ministry is far more than just raising financial support in order to ‘get on with the real ministry.’ It has to do with developing and maintaining your key network of mission-minded relationships. Actually this is vital ministry in itself. It involves the following four aspects:

- 1) *Enlarging the world vision of others.*
- 2) *Enlisting prayer warriors.*
- 3) *Engaging a financial support team.*
- 4) *Expanding your faith as you see God meet your needs.”*

• Finish this step by setting a realistic time frame for RDM. The amount of time required depends on many factors not the least of which is the amount of time invested in ministry involvement in different churches. A number of missions report that the RDM time averages about 9 months for singles/ 22 months for married couples.

**Step #4:** “The overseas (Cross-cultural) Ministry step.” This box you fill in the kinds of things that you dream or envision yourself doing. (Don't get bogged down here; mission literature and interviews can fill in the details. At this point you are just looking at the big picture.)

• Place over box #4 (E. T. A.) which is a calculation of all the estimated times from boxes #1–3. This date will represent the best guess as to your E. T. A. i.e. your actual arrival time and entry into your ministry.

### 3. Outlining your 3 Important Decisions

*There are three important decision that you need to make along the way. (Actually there are many decisions but three of them are particularly important because they affect this strategy map of yours.)”*

**Decision #1:** “Should I be a missionary or not?”

**Decision #2:** “Which mission team (agency) should I consider?”

**Decision #3:** “What additional training or experience do I need?” *“Successfully engaging in a cross-culturally ministry will demand the best out of you. Are you/ or should you consider further training to be better equipped...?”* **Note:** Obviously any decision which involves additional training: seminary, grad school, flight/mechanics school, nursing, etc. (Step #1) will mean additional time and money and thus add to their strategy map E. T. A. (Step #4).

#### 4. Your 1 Bottom Line Commitment

There is one bottom line commitment that God expects you to keep: your church ministry involvement. Churches not mission agencies send out missionaries. You'll need to be connected with at least one church fellowship. • Are you actively participating in a local church? • Do they know your name? • Do they see you developing a track record of service for the Lord?"

It is unfortunate that many people, especially university students, don't take time to get meaningfully involved in a local church when they relocate. Although as a student your time is limited, missions-minded people should never be mere tourists in church, but rather involved in developing a ministry track record. God expects us all to both develop and maintain a commitment to a local church. The relationship between this important bottom line commitment and Step #3 are obvious.

#### 5. What's next? ... your action steps

Here then is an assignment: sharing this chart with someone else. "See if this 'map' makes sense while you are explaining it to them. Then, call (or e-mail) your pastor and ask him for a brief (27 minutes only) interview."

During this interview do four things:

1. Give the pastor a brief overview as to what God is doing in your life these days.
2. Share with him this strategy map briefly explaining the different steps.
3. Emphasize that you understand that God wants you to be involved (even for a limited time) in a local church ministry ...serving it. So, what could he suggest...?
4. Pray together before you leave.


**Your personalized Strategy Map**

Today's date: \_\_\_\_\_

Name: \_\_\_\_\_

**Four Necessary Steps:**

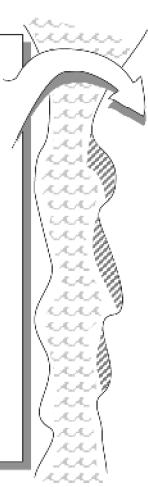
#1



#2

#3


#4




E.T.A: \_\_\_\_\_

**Three Important Decisions:**


#1



#2



#3



**One Bottomline Commitment:**

